


Vocaroo Tutorial

1. Access the website at <http://vocaroo.com/> and click to record

Vocaroo

Vocaroo - The premier voice recording service.



2. An Adobe Flash Player Setting will appear. Click *Allow* and start recording your role-play.

Vocaroo

Vocaroo - The premier voice recording service.



3. Click to Stop when you are done.

Vocaroo

Vocaroo - The premier voice recording service.



4. Listen to your recording. After listening if you are not happy with your recording you can retry.

Vocaroo

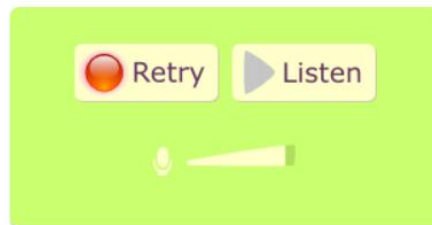
Vocaroo - The premier voice recording service.



5. When you are done and happy with your work click "Click here to save".

Vocaroo

Vocaroo - The premier voice recording service.



Happy with this recording? [Click here to save >>](#)

6. Choose the "e-mail" option.

Sharing options

<http://vocaroo.com/i/s0iBKCYlwz16>

Download as MP3, Ogg, FLAC, or WAV.

7. You will get this window. Fill out the form exactly as shown bellow. It is important you enter your name (s) in the *Note* box. Finally click *Send*.

Email a Friend

Vocaroo Voice Message
<http://vocaroo.com/i/s0iBKCyIwz16>


To:

Up to 5 recipients

From:

Note: (optional)

255 character limit



Type the moving letters:

powered by nucaptcha

8. This message means that your recording went through.

Email a Friend

Thanks for Sharing!

Your email has been sent to:

Would you like to [send another email?](#) Or [share somewhere else?](#)

By Ivana-Nazar Olaciregui
EDTC670
Spring 2012